

WASH BAY



100%
water
recycling

X-SPLASH X-6


**designed and created
for your needs**

filtering system



Mod. X-30

3000 liters' capacity



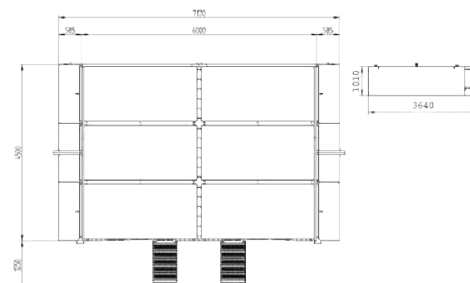

**more sustainable
and environmentally
friendly future**



TRIME[®]
Water Treatments

X-SPLASH X-6

WASH BAY



ZERO
emissions

water
saving

APPLICATIONS



Constructions



Industrial



Large wash size

FEATURES

- ✓ The system allows you to recycle water and therefore the contaminated water does not get into the drainage system;
- ✓ Less water used means more money is saved, and more savings made with handling and washing time;
- ✓ Easily transportable, easy to assemble and disassemble;
- ✓ Innovative design and the modular construction system make our wash bays suitable for several indoor and outdoor uses;
- ✓ Environmentally friendly.

A self-contained, environmentally friendly, cleaning system for construction plant and equipment. **It comes as standard with heavy duty automatic X-30 filtration systems.** The wash bay is made with a diamond tread ramp and a 2200 mm high wall. The wash bay floor pan directs the dirty water and sludge from the equipment being cleaned to a solids collection tank at the rear of the wash bay. Inside the rear tank, a float switch activates a diaphragm pump which delivers the dirty water into the filtration tanks to start the filtration process. **After the water has been through this process, a booster pump delivers the water again to your pressure washer.** Through the filtrating system, you can use the same water repeatedly. **The filters inside the separator tank can be easily replaced, guaranteeing an adequate filtering barrier.**

Technical data

Useful dimension (mm)	6000 x 4500
Total dimension (mm)	7180 x 5750
Filtration tank dimension (mm)	(X-30) 3650 x 1010 x 2160h
Maximum load capacity (kg)	5000
Walls standard height (mm)	2200
Total dry weight of the bay (kg)	3400
Diaphragm pump	0,054 kW – 17lt/min
Booster pump	0,37 kW – 5 to 40 lt/min
Filtering system	X-30
Option filtering system	X-60
Option maximum load capacity (kg)	20.000



TRIME®

Sales Dept. +39 0382 406 252 - www.trime.it - info@trime.it

The company reserves the right to modify the technical specifications, items and design without notice. The images of the products are indicative for illustrative purposes only.